

INVESTMENT STRATEGY

The investment objective of the Global Equity Portfolio is to achieve long-term capital appreciation. The Portfolio generally allocates its assets to a combination of underlying domestic and international equity funds.

PRINCIPAL RISKS

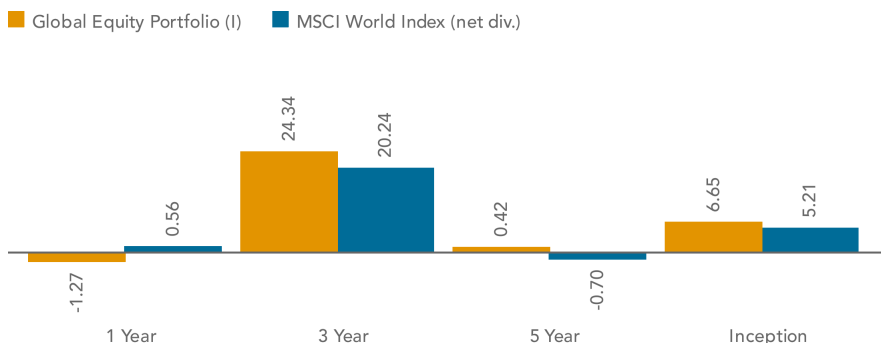
The principal risks associated with this investment are market risk, fund of funds risk, small company risk, risk of concentrating in the real estate industry, emerging markets risk, and foreign securities and currencies risk. Small companies are often less liquid than large companies, and thus their value may fluctuate more. The value of securities in foreign markets may be affected by local political events, taxes, and accounting standards. Risks may be more pronounced in emerging markets with less established economies. These risks are described in the Principal Risks section of the prospectus, available at dimensional.com.

FUND COSTS

Management Fee	0.30%
Total Operating Expense Ratio	0.63%
Net Expense Ratio (to investor)	0.33%

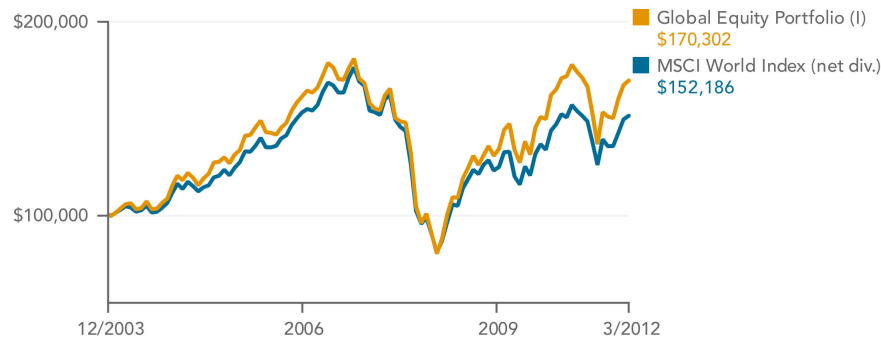
Annual expense ratio as of 10/31/2011. Dimensional has contractually agreed to waive certain fees for a one-year period set to terminate on February 28, 2013 unless renewed. Dimensional may seek reimbursement for amounts previously waived under the conditions outlined in the prospectus. The fund's prospectus contains more complete information on risks, advisory fees, expense reimbursements, and other expenses.

AVERAGE ANNUAL TOTAL RETURNS (%)



Performance data represents past performance and is no guarantee of future results. Current performance may be higher or lower than the performance displayed. The investment return and principal value will fluctuate so that an investment's shares, when redeemed, may be worth more or less than their original cost. Visit Dimensional.com for month-end performance information.

GROWTH OF \$100,000



BEST/WORST RETURNS

Since Fund Inception	Best	Worst
Three-Month Total Return	35.93% (3/09-5/09)	-34.91% (9/08-11/08)
One-Year Total Return	66.96% (3/09-2/10)	-48.08% (3/08-2/09)
Three-Year Annualized Average Return	27.60% (3/09-2/12)	-17.12% (3/06-2/09)
Five-Year Annualized Average Return	4.96% (5/05-4/10)	-5.33% (3/04-2/09)

CHARACTERISTICS

	Global Equity Portfolio (I)
Number of Securities	12,077
Weighted Average Total Market Cap (millions)	\$45,145
Median Total Market Cap (millions)	\$570
Weighted Average Book-to-Market	0.69
Median Average Book-to-Market	0.75
Price/Earnings (excluding negatives)	13.15

Global Equity Portfolio (I)

WHY CHOOSE A GLOBAL FUND?

Even experienced investors can find themselves perplexed by unexpected market events. Choosing a global balanced fund can replace forecasting and guesswork with a disciplined, professional approach incorporating the benefits of investment theory developed over the past four decades. It represents a thoughtful and diversified approach for participants and plan administrators alike.

ABOUT DIMENSIONAL

In 1981, Dimensional launched its first strategy based on research documenting the stronger performance of US small cap stocks. Our second strategy, a short-term fixed income portfolio launched in 1983, applies Eugene Fama's term structure research. Later, a comprehensive analysis of prices and other research deepened our strategy repertoire and set a new standard for portfolio design.

PHILOSOPHY

At Dimensional, we see markets as an ally, not an adversary. We believe competition quickly drives stock prices to fair value and that persistent differences in average portfolio returns are explained by differences in average risk. Rather than trying to take advantage of the ways markets are mistaken, we take advantage of the ways markets are right—the ways they compensate investors. Our mission is to deliver the performance of capital markets and increase returns through state-of-the-art portfolio design and trading.

PORTFOLIO COMPOSITION

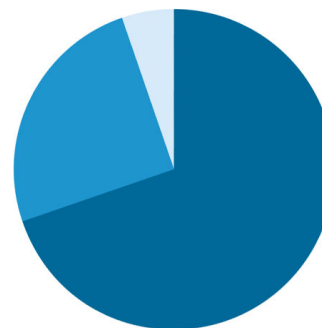
The Dimensional Global Equity Portfolio is intended for investors with an aggressive tolerance for risk. Comprised of 100% equity securities with no bonds, the portfolio seeks aggressive growth of capital over long time horizons. Together, the component funds of the portfolio invest in over 10,000 securities across separate asset classes in forty countries. The portfolio is systematically rebalanced.

Relative to conventional broad-based equity market benchmarks, the portfolio reflects an emphasis on small company stocks and value stocks. Research conducted by Professors Eugene Fama and Kenneth French found that small cap stocks and value stocks have higher expected returns over long periods. Small stocks and value stocks generally have a high level of risk. Because risk and return are directly related, this higher risk provides small and value stocks with higher expected returns. Such stocks also provide significant diversification benefits when combined with larger cap and/or growth-oriented stocks.

ASSETS UNDER MANAGEMENT

All Strategies	\$245.1 Billion
Portfolio Institutional Class	\$2.1 Billion

PORTFOLIO COMPOSITION



Component Funds	Allocation (%)
US EQUITIES	63.1
Core Equity 1	15.4
Core Equity 2	46.2
Real Estate	1.5
NON-US EQUITIES	28.5
International Core	28.5
EMERGING MARKETS	8.4
Emerging Markets Core	8.4

AMSTERDAM
AUSTIN
BERLIN
LONDON
SANTA MONICA
SYDNEY
VANCOUVER
www.dimensional.com

Dimensional Fund Advisors is an investment advisor registered with the Securities and Exchange Commission. Consider the investment objectives, risks, and charges and expenses of the Dimensional funds carefully before investing. For this and other information about the Dimensional funds, please read the prospectus carefully before investing. Prospectuses are available by calling Dimensional Fund Advisors collect at (512) 306-7400 or at www.dimensional.com. Mutual funds distributed by DFA Securities LLC.

© 2012 Dimensional Fund Advisors. All rights reserved.

