

INVESTMENT OBJECTIVE

The US Core Equity 1 Portfolio is a no-load mutual fund designed to achieve long-term capital appreciation. The Portfolio seeks to purchase a broad and diverse range of US securities with an increased exposure to small cap stocks and those it considers value stocks relative to the market universe. The universe is comprised primarily of companies listed on the New York Stock Exchange, American Stock Exchange and Nasdaq Global Market. Increased exposure to small and value companies may be achieved by decreasing the Portfolio's allocation to large and growth companies relative to their weight in the market universe. In assessing value, Dimensional may consider factors such as the issuer's securities having a high book value in relation to their market value, as well as price-to-cash-flow or price-to-earnings ratios.

PRINCIPAL RISKS

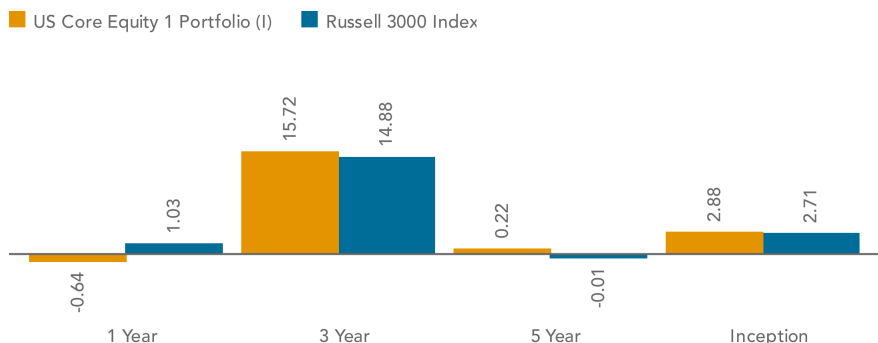
The principal risks associated with this investment are market risk and small company risk. Small companies are often less liquid than large companies and thus their value may fluctuate more. These risks are described in the Principal Risks section of the prospectus, available at dimensional.com.

FUND COSTS

Management Fee	0.17%
Total Operating Expense Ratio	0.20%
Net Expense Ratio (to investor)	0.20%

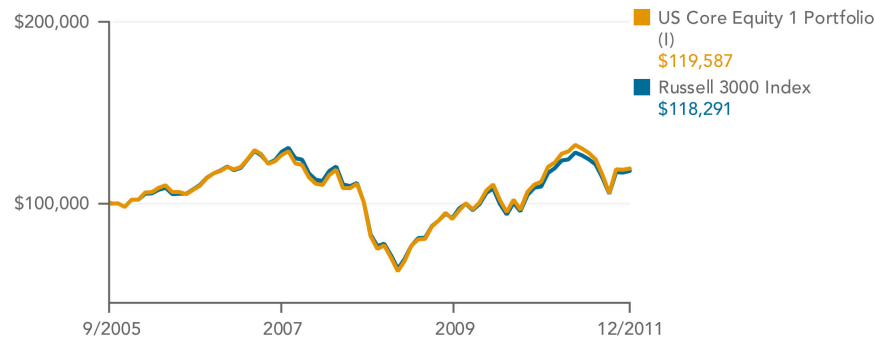
Annual expense ratio as of 10/31/2011. Dimensional has contractually agreed to waive certain fees and assume expenses for a one-year period set to terminate on February 28, 2013 unless renewed. Dimensional may seek reimbursement for amounts previously waived under the conditions outlined in the prospectus. The fund's prospectus contains more complete information on risks, advisory fees, expense reimbursements, and other expenses.

AVERAGE ANNUAL TOTAL RETURNS (%)



Performance data represents past performance and is no guarantee of future results. Current performance may be higher or lower than the performance displayed. The investment return and principal value will fluctuate so that an investment's shares, when redeemed, may be worth more or less than their original cost. Visit Dimensional.com for month-end performance information.

GROWTH OF \$100,000



CHARACTERISTICS

	US Core Equity 1 Portfolio (I)	Russell 3000 Index	Total Stock Market
Number of Securities	3,187	2,945	3,486
Percentage of Securities in Market	91%	84%	100%
Weighted Average Total Market Cap (millions)	\$56,219	\$78,466	\$79,024
Median Total Market Cap (millions)	\$613	\$916	\$570
Weighted Average Book-to-Market	0.63	0.55	0.55
Median Book-to-Market	0.68	0.60	0.65
Price/Earnings (excluding negatives)	12.91	13.07	12.97
Annual Turnover (as of 10/31/2011)	5%	-	-

Total Stock Market is defined as the CRSP 1-10 Index, the aggregate market capitalization of all companies listed on the NYSE, AMEX, and NASDAQ exchanges. CRSP data provided by the Center of Research in Securities Prices.

US Core Equity 1 Portfolio (I)

ABOUT DIMENSIONAL

In 1981, Dimensional launched its first strategy based on research documenting the stronger performance of US small cap stocks. Our second strategy, a short-term fixed income portfolio launched in 1983, applies Eugene Fama's term structure research. Later, a comprehensive analysis of prices and other research deepened our strategy repertoire and set a new standard for portfolio design.

PHILOSOPHY

At Dimensional, we see markets as an ally, not an adversary. We believe competition quickly drives stock prices to fair value and that persistent differences in average portfolio returns are explained by differences in average risk. Rather than trying to take advantage of the ways markets are mistaken, we take advantage of the ways markets are right—the ways they compensate investors. Our mission is to deliver the performance of capital markets and increase returns through state-of-the-art portfolio design and trading.

PORTFOLIO CONSTRUCTION

Owning a core portfolio reduces reliance on asset class strategies and provides targeted risk factor exposure that may result in lower overall operating expenses and rebalancing costs. A smoother and broader exposure also reduces trading costs and capital gains caused by style drift or the reconstitution of indices.

The US Core Equity 1 Portfolio invests in the broad US equities market with a modest tilt toward small cap stocks and value stocks compared to holding all stocks in proportion to their market capitalization. Dimensional determines a company's size by measuring its market capitalization and its placement on the value/growth spectrum by using the ratio of a company's book value to its market value (BtM). By spreading the investment gradually across the entire market, the fund can hold stocks for maximum efficiency and minimize counterproductive trading. The result is a marketwide exposure that favors the asset classes that have historically provided higher expected returns.

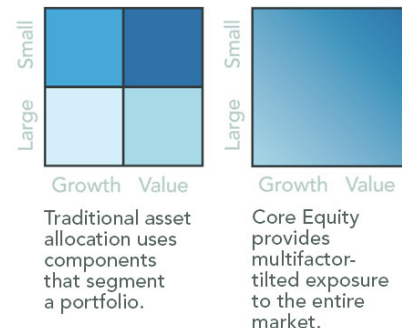
To integrate the portfolio, the US market is divided into a number of book-to-market (BtM) and size categories. To achieve a value tilt relative to the market, the portfolio's target weights are gradually increased for stocks in the value (highest BtM) category and decreased for those in the growth (lowest BtM) category. The portfolio's small cap exposure is achieved by gradually increasing the target weight of small stocks relative to their market weight and decreasing large cap.

ASSETS UNDER MANAGEMENT

All Strategies	\$213.7 Billion
Portfolio	\$3.8 Billion

INTEGRATED SOLUTION

Smooth, Cost-Effective Exposure to the Market



Asset allocation is traditionally achieved by investing in a core portfolio that replicates the characteristics of the total equity market or by building a portfolio from component asset classes. The US Core Equity 1 Portfolio adopts the total market approach by targeting increased exposure to small cap stocks and value stocks across the US equity market.

Strategies Plotted by Size and BtM



Core Equity 1 is market-like in many respects and has a lower tracking error than the S&P 500.

AMSTERDAM
AUSTIN
BERLIN
LONDON
SANTA MONICA
SYDNEY
VANCOUVER
www.dimensional.com

Dimensional Fund Advisors is an investment advisor registered with the Securities and Exchange Commission. Consider the investment objectives, risks, and charges and expenses of the Dimensional funds carefully before investing. For this and other information about the Dimensional funds, please read the prospectus carefully before investing. Prospectuses are available by calling Dimensional Fund Advisors collect at (512) 306-7400 or at www.dimensional.com. Mutual funds distributed by DFA Securities LLC.

© 2012 Dimensional Fund Advisors. All rights reserved.

