
































# Low Fees Add Value

## One-Year Expense Ratios

ERISA mandates that fees be reasonable.

All of our fees are in the lowest 12% of the respective Morningstar category.

Portfolio Name	Morningstar Category (number of funds)	Expense Ratios	Category Expense Ratios by Percentile			
			10th	50th	90th	
<b>GLOBAL:</b>						
Global Equity <sup>2</sup>	US-World Stock (886)	27		69	162	277
Global 60/40 <sup>2</sup>	US-Moderate Allocation (969)	25		60	149	241
Global 25/75 <sup>2</sup>	US-Conservative Allocation (582)	22		60	138	223
<b>US EQUITY:</b>						
US Core Equity 1	US-Large Blend (1,827)	20		34	140	251
US Core Equity 2	US-Mid-Cap Blend (404)	23		44	130	227
US Social Core Equity 2	US-Mid-Cap Value (404)	33		44	130	227
US Sustainability Core 1	US-Large Blend (1,827)	37		34	140	251
US Large Company	US-Large Blend (1,827)	10		34	140	251
Enhanced US Large Company	US-Large Blend (1,827)	27		34	140	251
US Large Cap Value	US-Large Value (1,150)	28		44	133	223
US Targeted Value <sup>1,2</sup>	US-Small Value Blend (331)	38		86	150	228
US Vector Equity	US-Mid-Cap Blend (404)	33		79	140	221
<b>NON-US EQUITY:</b>						
International Core Equity	Foreign Large Value (342)	40		64	138	229
Large Cap International	Foreign Large Blend (763)	30		52	150	252
International Sustainability Core 1	Foreign Small/Mid Value (763)	57		52	150	252
International Value <sup>2</sup>	Foreign Large Value (342)	45		64	138	229
International Vector Equity	Foreign Small/Mid Value (67)	54		88	145	222
Emerging Markets Core Equity	Diversified Emerging Markets (443)	65		84	173	270
Emerging Markets Social Core Equity	Diversified Emerging Markets (443)	67		84	173	270
Emerging Markets	Diversified Emerging Markets (443)	60		84	173	270
<b>REAL ESTATE:</b>						
Real Estate Securities	Real Estate (236)	33		77	139	235
International Real Estate Securities	Global Real Estate (130)	41		94	142	232
Global Real Estate Securities	Global Real Estate (130)	41		94	142	232
<b>FIXED INCOME:</b>						
One-Year Fixed Income	Ultrashort Bond (85)	17		29	68	136
Short-Term Government <sup>3</sup>	Intermediate Government (140)	21		29	81	159
Intermediate Government	Intermediate Government (310)	13		35	98	175
Inflation-Protected Securities	Inflation-Protected Bond (173)	13		29	75	157
Two-Year Global	World Bond (275)	18		59	116	195
Five-Year Global	World Bond (275)	28		59	116	195
Selectively Hedged Global	World Bond (275)	20		59	116	195
Short-Term Extended Quality	Short-Term Bond* (409)	22		36	94	165

1. These funds are also available in an R1 share class that includes a shareholder services fee of 10 bps.

2. These funds are also available in an R2 share class that includes a shareholder services fee of 25 bps.





















3. Formerly the Five-Year Government Portfolio.

"Category Expense Ratio by Percentile" data provided by Morningstar Inc. Compiled April 17, 2011. Expense ratios are annualized data as of the most current prospectus, and are net of administrative costs. Fund category classification determined by Morningstar. \*Morningstar has not yet assigned a category to the Short-Term Extended Quality Portfolio. However, we anticipated that category will be Short-Term Bond.

Dimensional Fund Advisors is an investment advisor registered with the Securities and Exchange Commission. Consider the investment objectives, risks, and charges and expenses of the Dimensional funds carefully before investing. For this and other information about the Dimensional funds, please read the prospectus carefully before investing. Prospectuses are available by calling Dimensional Fund Advisors collect at (310) 395-8005; on the Internet at [www.dimensionalfundadvisors.com](http://www.dimensionalfundadvisors.com); or, by mail, DFA Securities LLC, c/o Dimensional Fund Advisors, 1299 Ocean Avenue, Santa Monica, CA 90401. Dimensional funds are distributed by DFA Securities LLC.

# Low Fees Add Value

## Five-Year Average Expense Ratios

Portfolio Name	Morningstar Category (number of funds)	Five-Year Average Expense Ratios	Five-Year Average Category Expense Ratios by Percentile			
			10th	50th	90th	
<b>GLOBAL:</b>						
Global Equity <sup>2</sup>	US–World Stock (479)	32		86	148	229
Global 60/40 <sup>2</sup>	US–Moderate Allocation (695)	30		37	107	194
Global 25/75 <sup>2</sup>	US–Conservative Allocation (435)	35		30	92	178
<b>US EQUITY:</b>						
US Core Equity 1	US–Large Blend (1,412)	20		37	112	202
US Core Equity 2	US–Mid-Cap Blend (311)	23		50	130	215
US Large Company	US–Large Blend (1,412)	10		37	112	202
Enhanced US Large Company	US–Large Blend (1,412)	26		37	112	202
US Large Cap Value	US–Large Value (883)	28		67	122	200
US Targeted Value <sup>1,2</sup>	US–Small Value Blend (250)	40		99	140	217
<b>NON-US EQUITY:</b>						
International Core Equity	Foreign Large Value (233)	41		73	132	225
Large Cap International	Foreign Large Blend (550)	30		66	137	225
International Value <sup>2</sup>	Foreign Large Value (233)	45		73	132	225
Emerging Markets Core Equity	Diversified Emerging Markets (223)	65		102	172	263
Emerging Markets	Diversified Emerging Markets (223)	60		102	172	263
<b>REAL ESTATE:</b>						
Real Estate Securities	Real Estate (182)	34		82	134	224
<b>FIXED INCOME:</b>						
One-Year Fixed Income	Ultrashort Bond (68)	18		30	67	129
Short-Term Government <sup>3</sup>	Intermediate Government (116)	23		35	79	161
Intermediate Government	Intermediate Government (252)	13		48	91	172
Two-Year Global	World Bond (155)	18		65	111	186
Five-Year Global	World Bond (155)	28		65	111	186

1. These funds are also available in an R1 share class that includes a shareholder services fee of 10 bps.

2. These funds are also available in an R2 share class that includes a shareholder services fee of 25 bps.

3. Formerly the Five-Year Government Portfolio.

"Category Expense Ratio by Percentile" data provided by Morningstar Inc. Compiled September 9, 2009. Expense ratios are annualized data as of the most current prospectus, and are net of administrative costs. Fund category classification determined by Morningstar.

Dimensional Fund Advisors is an investment advisor registered with the Securities and Exchange Commission. Consider the investment objectives, risks, and charges and expenses of the Dimensional funds carefully before investing. For this and other information about the Dimensional funds, please read the prospectus carefully before investing. Prospectuses are available by calling Dimensional Fund Advisors collect at (310) 395-8005; on the Internet at [www.dimensionalfundadvisors.com](http://www.dimensionalfundadvisors.com); or, by mail, DFA Securities LLC, c/o Dimensional Fund Advisors, 1299 Ocean Avenue, Santa Monica, CA 90401. Dimensional funds are distributed by DFA Securities LLC.

# Low Fees Add Value

## Ten-Year Average Expense Ratios

Portfolio Name	Morningstar Category (number of funds)	Ten-Year Average Expense Ratios	Ten-Year Average Category Expense Ratios by Percentile
<b>US EQUITY:</b>			
Enhanced US Large Company	US–Large Blend (757)	30	35, 111, 199
US Large Cap Value	US–Large Value (498)	29	68, 119, 198
<b>NON-US EQUITY:</b>			
Large Cap International	Foreign Large Blend (282)	34	79, 142, 234
International Value <sup>2</sup>	Foreign Large Value (122)	47	68, 138, 232
Emerging Markets	Diversified Emerging Markets (134)	66	112, 184, 266
<b>REAL ESTATE:</b>			
Real Estate Securities	Real Estate (102)	36	85, 141, 227
<b>FIXED INCOME:</b>			
One-Year Fixed Income	Ultrashort Bond (42)	19	35, 64, 145
Short-Term Government <sup>3</sup>	Intermediate Government (90)	24	33, 76, 168
Intermediate Government	Intermediate Government (196)	15	51, 96, 174
Two-Year Global	World Bond (108)	21	62, 112, 194
Five-Year Global	World Bond (108)	31	62, 112, 194

1. These funds are also available in an R1 share class that includes a shareholder services fee of 10 bps.
2. These funds are also available in an R2 share class that includes a shareholder services fee of 25 bps.
3. Formerly the Five-Year Government Portfolio.






"Category Expense Ratio by Percentile" data provided by Morningstar Inc. Compiled September 9, 2009. Expense ratios are annualized data as of the most current prospectus, and are net of administrative costs. Fund category classification determined by Morningstar.






Dimensional Fund Advisors is an investment advisor registered with the Securities and Exchange Commission. Consider the investment objectives, risks, and charges and expenses of the Dimensional funds carefully before investing. For this and other information about the Dimensional funds, please read the prospectus carefully before investing. Prospectuses are available by calling Dimensional Fund Advisors collect at (310) 395-8005; on the Internet at [www.dimensional.com](http://www.dimensional.com); or, by mail, DFA Securities LLC, c/o Dimensional Fund Advisors, 1299 Ocean Avenue, Santa Monica, CA 90401. Dimensional funds are distributed by DFA Securities LLC.





# Low Fees Add Value

Dimensional's portfolios are designed for long-term investors and are not intended for investors that engage in excessive short-term activity that may be harmful to the portfolios. For portfolios investing in less liquid asset classes, such as those listed below, Dimensional pays very close attention to keeping turnover and associated costs low in order to benefit all investors. Plan sponsor provisions to prohibit short-term trading activity are viewed positively.

Dimensional places certain conditions on using the following funds in defined contribution plans. Affirmative permission is required to use these funds. Typically, they may be used as components in a preset fund-of-funds portfolio or in conjunction with asset allocation modeling software. Please contact us to discuss individual cases. Participant education regarding allocation is viewed positively.

1 YEAR	Portfolio Name	Morningstar Category (number of funds)	Expense Ratios	Category Expense Ratios by Percentile
	<b>US EQUITY:</b>			
	US Small Cap	Small Blend (614)	37	
<b>NON-US EQUITY:</b>				
	International Small Company	Foreign Small/Mid Value (67)	45	
	International Small Cap Value	Foreign Small/Mid Value (67)	70	
	Emerging Markets Value <sup>2</sup>	Diversified Emerging Markets (443)	60	
	Emerging Markets Small Cap	Diversified Emerging Markets (443)	78	

5 YEARS	Portfolio Name	Morningstar Category (number of funds)	Five-Year Average Expense Ratios	Five-Year Average Category Expense Ratios by Percentile
	<b>US EQUITY:</b>			
	US Small Cap	Small Blend (474)	38	
<b>NON-US EQUITY:</b>				
	International Small Company	Foreign Small/Mid Value (37)	54	
	International Small Cap Value	Foreign Small/Mid Value (37)	70	
	Emerging Markets Value <sup>2</sup>	Diversified Emerging Markets (223)	60	
	Emerging Markets Small Cap	Diversified Emerging Markets (223)	78	

10 YEARS	Portfolio Name	Morningstar Category (number of funds)	Ten-Year Average Expense Ratios	Ten-Year Average Category Expense Ratios by Percentile
	<b>US EQUITY:</b>			
	US Small Cap	Small Blend (269)	39	
<b>NON-US EQUITY:</b>				
	International Small Company	Foreign Small/Mid Value (26)	60	
	International Small Cap Value	Foreign Small/Mid Value (26)	74	
	Emerging Markets Value <sup>2</sup>	Diversified Emerging Markets (134)	68	

Approved financial advisors may have access to additional Dimensional funds.

1. These funds are also available in an R1 share class that includes a shareholder services fee of 10 bps.
2. These funds are also available in an R2 share class that includes a shareholder services fee of 25 bps.

"Category Expense Ratio by Percentile" data provided by Morningstar Inc. Compiled September 9, 2009. Expense ratios are annualized data as of the most current prospectus, and are net of administrative costs. Fund category classification determined by Morningstar.

Dimensional Fund Advisors is an investment advisor registered with the Securities and Exchange Commission. Consider the investment objectives, risks, and charges and expenses of the Dimensional funds carefully before investing. For this and other information about the Dimensional funds, please read the prospectus carefully before investing. Prospectuses are available by calling Dimensional Fund Advisors collect at (310) 395-8005; on the Internet at [www.dimensionalfundadvisors.com](http://www.dimensionalfundadvisors.com); or, by mail, DFA Securities LLC, c/o Dimensional Fund Advisors, 1299 Ocean Avenue, Santa Monica, CA 90401. Dimensional funds are distributed by DFA Securities LLC.